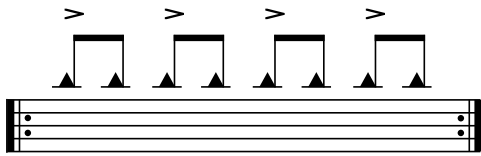
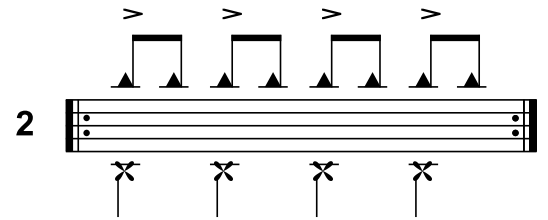


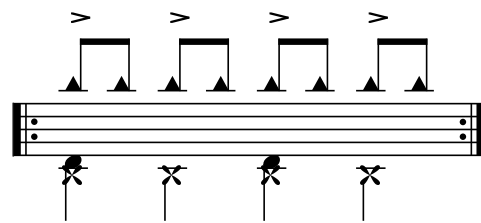
rythmes en croches accens et charlest au pied sur temps



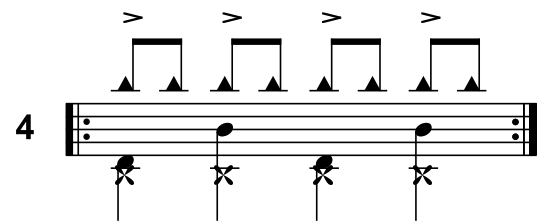
1



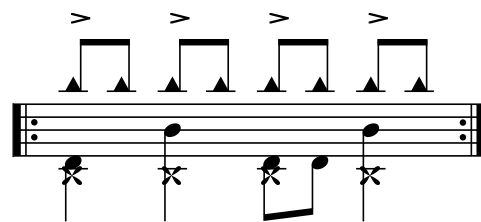
2



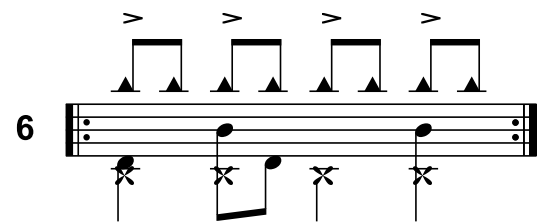
3



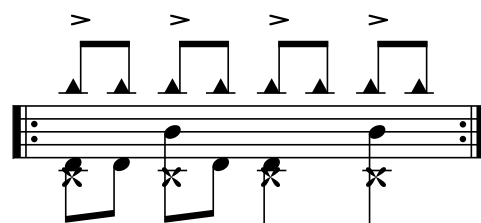
4



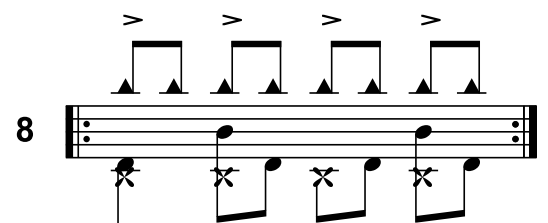
5



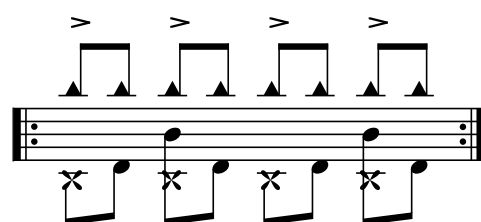
6



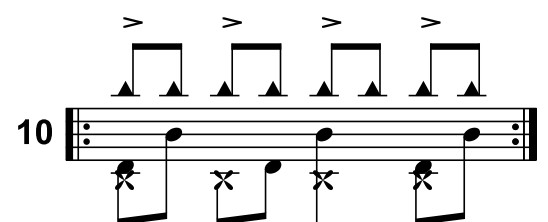
7



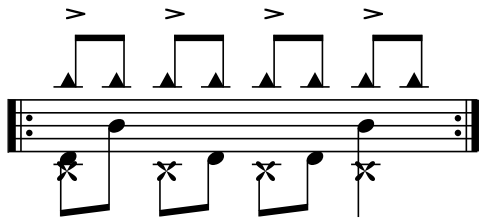
8



9

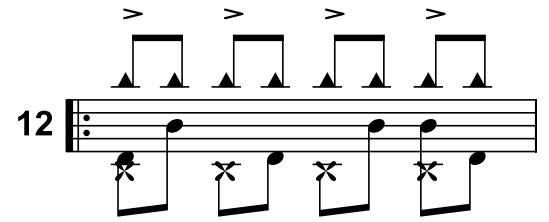


10



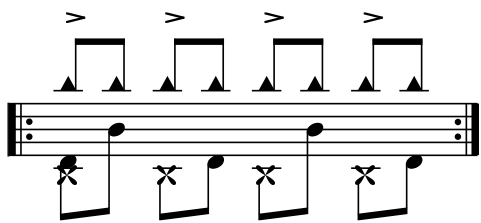
11

Musical notation for exercise 11, featuring a treble clef and a key signature of one flat. The exercise consists of four measures. The upper staff contains a sequence of eighth notes with accents (>) above them. The lower staff contains a sequence of eighth notes with 'x' marks below them, indicating a specific fingering or technique.



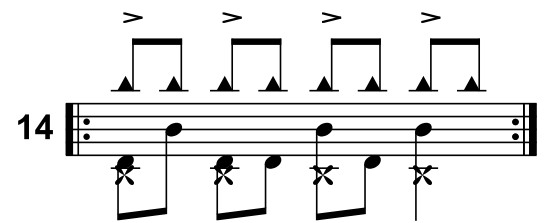
12

Musical notation for exercise 12, featuring a treble clef and a key signature of one flat. The exercise consists of four measures. The upper staff contains a sequence of eighth notes with accents (>) above them. The lower staff contains a sequence of eighth notes with 'x' marks below them, indicating a specific fingering or technique.



13

Musical notation for exercise 13, featuring a treble clef and a key signature of one flat. The exercise consists of four measures. The upper staff contains a sequence of eighth notes with accents (>) above them. The lower staff contains a sequence of eighth notes with 'x' marks below them, indicating a specific fingering or technique.



14

Musical notation for exercise 14, featuring a treble clef and a key signature of one flat. The exercise consists of four measures. The upper staff contains a sequence of eighth notes with accents (>) above them. The lower staff contains a sequence of eighth notes with 'x' marks below them, indicating a specific fingering or technique.